

MOORING BUOYS



DIMENSIONS (m)

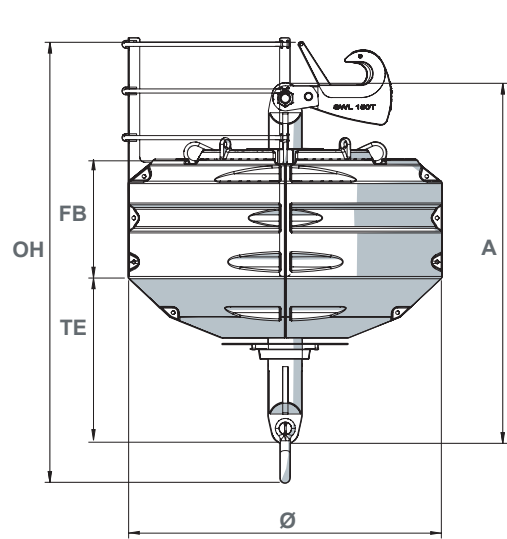
Model	QRH 150t	Shackle 85t	QRH 85t	D-link 70t	Static T 70t
Ø: Diameter	3	3	3	3	3
OH: Overall height	4,2	4,3	3,7	4,4	3,8
TE : Draught	1,5	1,4	1,5	1,5	1,4
FB: Freeboard	1,1	1,2	1,1	1,1	1,2
A: Structure	3,4	3,6	4,5	3,6	3,6

SPECIFICATIONS

Model	QRH	QRH	Shackle	D-link	Static T
Weight (t)	2,27	2	1,8	1,8	1,6
Buoyancy (kg/cm)	70	70	70	70	70
SWL (t)	150t	85t - 70t	85t - 70t	70t	70t
Applications	High sea, coastal, estuary, ports, rivers				
Structure	Glassflake reinforced coated steel structure				
Floats	Low density polyethylene 15 years UV protected				

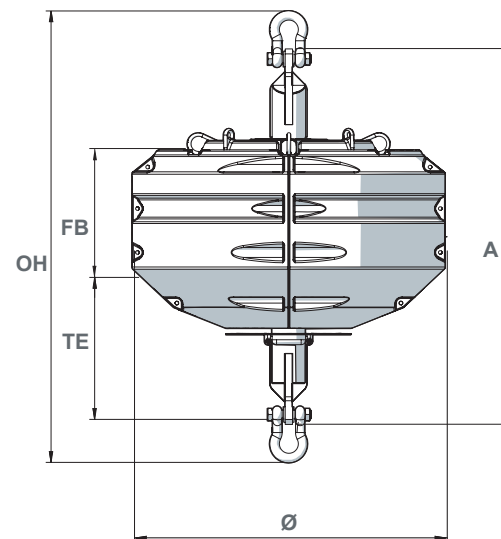
AMR 9000 SWL 150t QRH

Anchoring elements (shackles, chains, swivels, sinkers) are available in the mooring accessories section in the catalogue

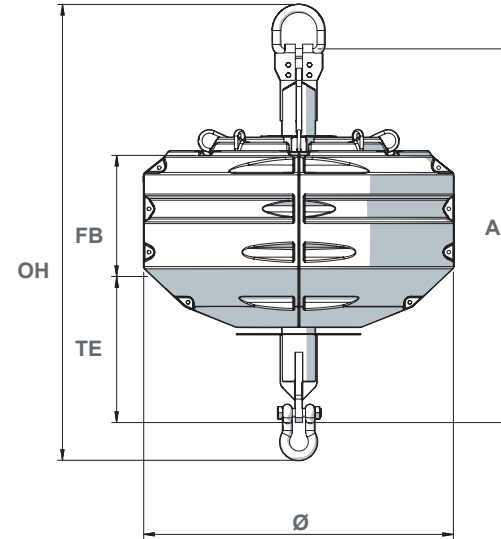


AMR 9000 150t QRH

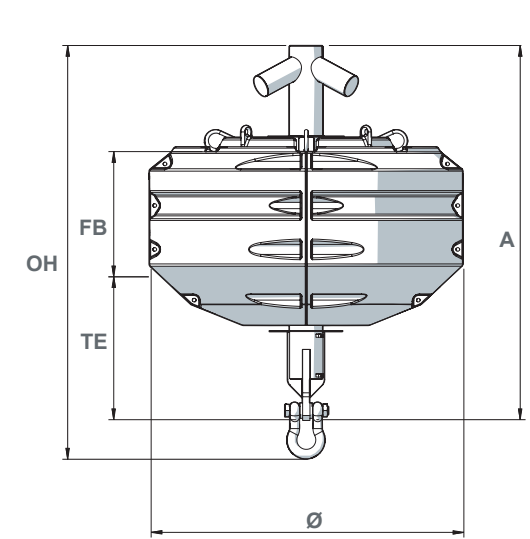
Non-contractual illustrations and photos



AMR 9000 100t SHACKLE



AMR 9000 D-LINK



AMR 9000 STATIC T